



District Report Card: 2017


State: Assam	District: Nagaon
Class: 3	Subject: Mathematics
Schools: 59	Students: 1220


Participation/Coverage


Students

<div>GENDER</div> <div></div>	Boys		Girls	
	Number	%	Number	%
	569	46.64	651	53.36

<div>AREA</div> <div></div>	Rural		Urban	
	Number	%	Number	%
	1120	91.80	100	8.20

<div>CATEGORY</div> <div></div>	SC		ST		OBC		GEN	
	Number	%	Number	%	Number	%	Number	%
	88	7.21	55	4.51	80	6.56	997	81.72

<div>CWSN</div> <div></div>	LD	VI	HI	S&LD	ID	Oth
	3	2	1	1	7	2

<div>Management</div> <div></div>	Government		Government-aided	
	Number	%	Number	%
	1191	97.62	29	2.38

Average Performance of Students in Mathematics (%)

Overall	Gender		Area		Management		Social Group			
	Male	Female	Rural	Urban	Govt.	Aided	SC	ST	OBC	GEN
82.31	81.18	83.30	81.45	91.93	82.25	84.83	89.55	79.27	81.08	81.94

Performance on Learning Outcomes (LOs)

Learning Outcomes	Description	Average Performance(%)
M301	Reads and writes numbers up to 999 using place value	78.57
M302	Compares numbers up to 999 based on their place values	91.15
M303	Solves simple daily life problems using addition and subtraction of three digit numbers with and without regrouping	79.22
M304	Constructs and uses the multiplication facts (up till 10) in daily life situations	84.43
M305	Analyses and applies an appropriate number operation in the situation/ context	84.51
M306	Explains the meaning of division facts by equal grouping/sharing and finds it by repeated subtraction	87.30
M309	Identifies and makes 2D-shapes by paper folding, paper cutting on the dot grid, using straight lines etc.	91.83
M311	Fills a given region leaving no gaps using a tile of a given shape	67.69
M312	Estimates and measures length and distance using standard units like centimeters or meters & identifies relationships	57.78
M317	Reads the time correctly to the hour using a clock/watch	86.56
M318	Extends patterns in simple shapes and numbers	75.91
M319	Records data using tally marks, represents pictorially and draws conclusions	87.38

Range of Performance of Students who Answered Correctly							
Below 30%		30% - 50%		50% - 75%		Above 75%	
Number	%	Number	%	Number	%	Number	%
16	1.31	43	3.52	312	25.57	849	69.59

Lowest Performing Learning Outcomes (LOs)

- 1 - Estimates and measures length and distance using standard units like centimeters or meters & identifies relationships (57.78)
- 2 - Fills a given region leaving no gaps using a tile of a given shape (67.69)
- 3 - Extends patterns in simple shapes and numbers (75.91)
- 4 - Reads and writes numbers up to 999 using place value (78.57)
- 5 - Solves simple daily life problems using addition and subtraction of three digit numbers with and without regrouping (79.22)